

FILTER HOUSING - FDH

DESCRIPTION

FDH filter housings have been specifically developed for high efficient removal of solid particles, water, oil aerosols, hydrocarbons and odour vapours from compressed air ⁽¹⁾ systems. To meet the required compressed air quality appropriate filter element must be installed into filter housing. FDH filter housings are compatible with DOMNICK HUNTER filter cartridges.

APPLICATIONS ⁽²⁾

- Automotive
- Electronics
- Food & Beverage
- Chemical
- Petrochemical
- Plastics
- Paint
- General industrial application



⁽¹⁾ For any other technical gas please contact us or your local dealer

⁽²⁾ FDH filter housing can be used in variety of applications. For applications not listed please contact us or your local dealer.

TECHNICAL SPECIFICATION

Operating temperature	1,5 - 65 °C	35 - 149 °F
Operating pressure	0 - 16 bar	0 - 232 psi

MATERIALS

Housing material	Aluminium
Fittings, Screws	Brass, Brass-zinc plated, Steel
Cover	/
Sealing	NBR
Corrosion protection	Anodized (optional)
Outside protection	Powder paint coated (Epoxy-polyester base)
Lubricant	Shell cassida grease RLS 2

SIZES

FILTER HOUSING	PIPE SIZE [inch]	FILTER ELEMENT	FLOW CAPACITY		DIMENSIONS [mm]			VOLUME [l]	WEIGHT [kg]
			[m ³ /h]	[scfm]	A	B	C		
FDH 009	1/4	009	32	19	198	80	21	0,46	0,7
FDH 017	3/8	017	61	36	268	80	21	0,58	0,8
FDH 030	1/2	030	108	64	268	80	21	0,55	0,8
FDH 058	3/4	058	216	127	359	117	33	1,81	2,4
FDH 080	1	145	288	170	459	117	33	2,2	2,7
FDH 120	1 1/4	145	432	254	459	117	33	2,2	2,8
FDH 145	1 1/2	145	522	307	459	117	33	2,2	2,7
FDH 205	1 1/2	220	720	424	523	140	49	3,9	4,9
FDH 220	2	220	792	466	522	140	49	3,9	4,8
FDH 330	2	330	1188	700	947	140	49	7,1	7,8
FDH 400	2 1/2	430	1440	848	813	217	69	15,3	15
FDH 430	3	430	1548	911	813	217	69	15,5	15
FDH 620	3	620	2232	1314	1010	217	69	19,5	17,4

Flow capacity at 7 bar(g), 20°C

Standard is BSP pipe connection, other pipe connection on request.

PRESSURE EQUIPMENT DIRECTIVE PED 2014/68/EU (Fluid group 2)

FDH 009 - FDH 058

Article 4.3

FDH 080 - FDH 330

Category 1, Module A

FDH 400 - FDH 620

Category 2, Module H

PRESSURE EQUIPMENT DIRECTIVE PED 2014/68/EU (Fluid group 1)

(3)

FDH 009 - FDH 030

Article 4.3

FDH 058 - FDH 145

Category 1, Module A

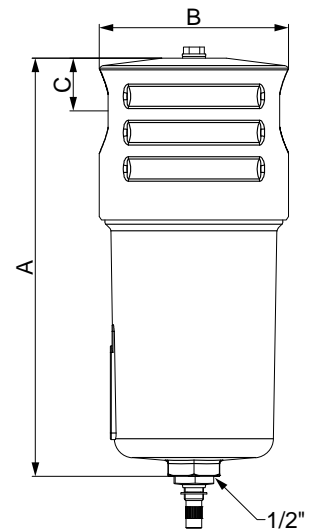
FDH 205 - FDH 330

Category 2, Module H

FDH 400 - FDH 620

Category 3, Module H

(3) Fluid group must be specified in the order, if not standard fluid group 2 is selected.



CORRECTION FACTORS

To calculate the correct capacity of a given filter based on actual operating conditions, multiply the nominal flow capacity by the appropriate correction factor(s).


CORRECTED CAPACITY = NOMINAL FLOW CAPACITY x C_{OP}

OPERATING PRESSURE

[bar]	2	3	4	5	6	7	8	9	10	11	12	13	14	15	16
[psi]	29	44	58	72	87	100	115	130	145	160	174	189	203	218	232
C _{OP}	0,38	0,5	0,63	0,75	0,88	1	1,13	1,25	1,38	1,50	1,63	1,75	1,88	2,00	2,13


MAINTENANCE

INFORMATION IN THIS DOCUMENT IS SUBJECT TO CHANGE WITHOUT NOTICE

	<p>Our quality management system is certified by BUREAU VERITAS in conformity with ISO 9001:2008 Reg. number: 200285</p>
---	--

Replace filter element at least every 12 months or follow the instructions for specific filter element. Once per year make a visual check of filter housing and make sure there is no visual damage.

INFORMATION IN THIS DOCUMENT IS SUBJECT TO CHANGE WITHOUT NOTICE

	<p>Our quality management system is certified by BUREAU VERITAS in conformity with ISO 9001:2008 Reg. number: 200285</p>	
---	--	--